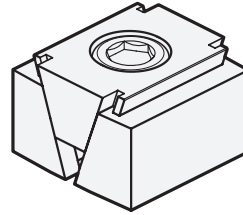
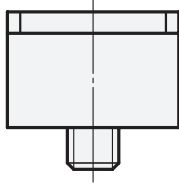
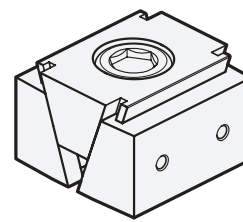
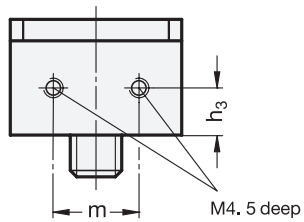


Type **GL** smooth clamping surfaces (jaw blank for workpiece-specific clamping contours)



Type **GA** with 2 mounting threads for attachment jaws



Type **RF** serrated clamping surfaces

