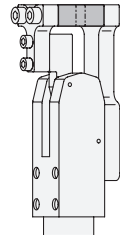
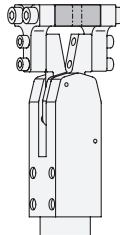
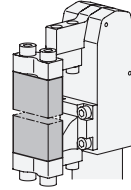
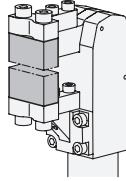


Mounting examples



Metric



Metric table

1		2		Dimensions in: millimeters / inches			
l_1	h	d_1	d_2^{HB}	l_2	$l_3 \pm 0.01$	t	
30 1.18	25 0.98	50 1.97	M 6 9 0.3543	13 0.51	17 0.6693	8 0.31	
40 1.57	35 1.38	70 2.76	M 8 11 0.4331	17 0.67	23 0.9055	12 0.47	
50 1.97	45 1.77	80 3.15	M 10 13 0.5118	20 0.79	30 1.1811	15 0.59	
60 2.36	50 1.97	85 3.35	M 10 13 0.5118	20 0.79	40 1.5748	15 0.59	

Specification

Steel C45
Chemically nickel plated **NC**
RoHS

Accessory **Page**
GN 870 Centering Guide Bushings **QVX**

Jaw blocks GN 872 are designed to be modified by the user into individual clamping designs, such as prisms and radii. They are also suitable for welding.
The fastening thread and centering holes are adapted to the dimensions of the clamping arms and brackets of the pneumatic fastening clamps GN 864 / GN 864 / GN 866 to enable quick and easy assembly.
Centering guide bushings GN 870 are **not** included and need to be ordered separately.

see also...	Page
GN 864 Pneumatic Fastening Clamps	QVX
GN 865 Pneumatic Fastening Clamps	QVX
GN 866 Pneumatic Fastening Clamps	QVX

Technical Information
ISO Fundamental Tolerances **QVX**

How to order

GN 872-50-80-NC

1	Length l_1
2	Height h
3	Finish

1.1
1.2
1.3
1.4
2.1
2.2
2.3
2.4

