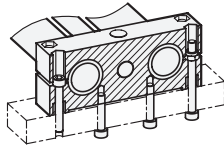


### Mounting options of end pieces

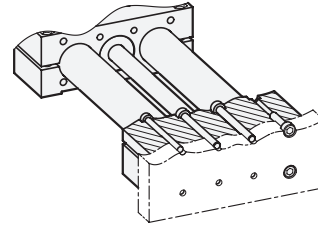
#### Horizontal

with screws for thread  $d_4$  or bore  $d_5$



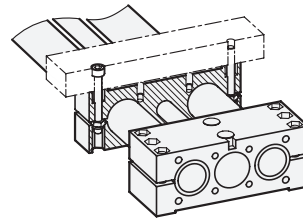
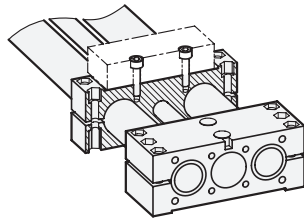
#### Vertical

from outside, with screws for thread  $d_3$   
from inside, with screws for bore  $d_6$   
from inside, with screws for bore  $d_5 / d_7$



### Mounting options at the slider

Mounting with screws for thread  $d_4$  or bore  $d_5$



### Assembly of position indicator and handwheel

Usage of installation kit, position indicator and handwheel, see table → page 1970

