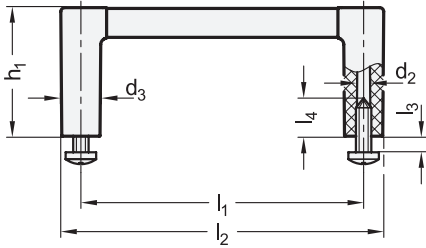
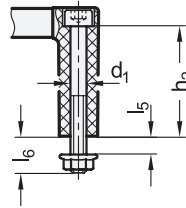


Type A



Type B

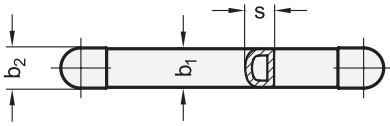


Metric



**3 Type**

- A** Mounting from the back (self-tapping screws)
- B** Mounting from the operator's side



Metric table

1 2

Dimensions in: millimeters / inches

b <sub>1</sub>	l <sub>1</sub>	b <sub>2</sub>	d <sub>1</sub>	d <sub>2</sub>	d <sub>3</sub>	h <sub>1</sub>	h <sub>2</sub>	l <sub>2</sub>	l <sub>3</sub> max.	l <sub>4</sub> min.	l <sub>5</sub> max.	l <sub>6</sub>	s	RU
12 0.47	55 2.17	12.5 0.49	M 5	4.3 0.17	12.5 0.49	40 1.57	34.5 1.36	67.5 2.66	5 0.20	14 0.55	5 0.20	10.5 0.41	9 0.35	2
12 0.47	88 3.46	12.5 0.49	M 5	4.3 0.17	12.5 0.49	40 1.57	34.5 1.36	100.5 3.96	5 0.20	14 0.55	5 0.20	10.5 0.41	9 0.35	3
12 0.47	100 3.94	12.5 0.49	M 5	4.3 0.17	12.5 0.49	40 1.57	34.5 1.36	112.5 4.43	5 0.20	14 0.55	5 0.20	10.5 0.41	9 0.35	3
12 0.47	120 4.72	12.5 0.49	M 5	4.3 0.17	12.5 0.49	40 1.57	34.5 1.36	132.5 5.22	5 0.20	14 0.55	5 0.20	10.5 0.41	9 0.35	4
12 0.47	180 7.09	12.5 0.49	M 5	4.3 0.17	12.5 0.49	40 1.57	34.5 1.36	192.5 7.58	5 0.20	14 0.55	5 0.20	10.5 0.41	9 0.35	5
12 0.47	235 9.25	12.5 0.49	M 5	4.3 0.17	12.5 0.49	40 1.57	34.5 1.36	247.5 9.74	5 0.20	14 0.55	5 0.20	10.5 0.41	9 0.35	6

Specification

4

Handle bar

Aluminum

- Anodized finish, natural color ● ELS
- Anodized finish, natural color ● ELG
- Anodized finish, black ● ESS
- Anodized finish, black ● ESS

Handle legs

- Plastic, Polyamide (PA)
- Glass fiber reinforced
- Operating temperature up to 266 °F (130 °C)

Self-tapping screws ISO 7049 (Type A)

Steel, zinc plated ST4.8-19

Fastening set (Type B)

- Socket cap screws ISO 4762-M5-45
  - Flange nuts DIN 1661-M5
- Steel, zinc plated, black finish
- Steel, zinc plated, blue passivated finish

RoHS

The dimensions of rack handles GN 423 have been designed to accommodate a 19" rack and enclosure layout. The values of the Rack Unit height RU given in the table refer to the height of the equipment, defined as 1U, 2U, 3U, etc.

Tube and handle legs are joined by lightly pressing the legs into the tube, with the result that special lengths are easy to achieve. Thanks to the included mounting screws, these rack handles can be easily and economically installed.

see also...

	Page
GN 425 Cabinet U-Handles (Steel)	QVX
GN 425 Cabinet U-Handles (Aluminum / Stainless Steel)	QVX
GN 427 Cabinet U-Handles (Aluminum, Ellipse Shaped Profile)	QVX
GN 427.5 Cabinet U-Handles (Stainless Steel, Ellipse Shaped Profile)	QVX

Technical Information

Load Capacity Information	QVX
Plastic Characteristics	QVX

How to order

**GN 423-12-120-A-ELS**

1	Handle width b <sub>1</sub>
2	Length l <sub>1</sub>
3	Type
4	Finish

1.1  
1.2  
1.3  
1.4  
2.1  
2.2  
2.3  
2.4

