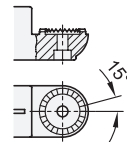


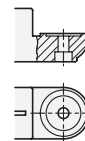
Type **OZ**



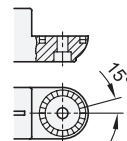
Type **AV**



Type **MZ**



Type **IV**



**2 Type**

- OZ** Without centering step (smooth)
- MZ** With centering step
- AV** With external serration
- IV** With internal serration

**3 Identification no.**

- 2** With stainless steel socket cap screw DIN 912

**Metric table**



Dimensions in: millimeters - inches

d <sub>1</sub> Bore	b Swivel width	d <sub>2</sub>	k	l <sub>1</sub>	m	s	t	z Screw location for screw size	Accessory Recommended lever GN 911 for z l <sub>2</sub>	
B 20	40 1.57	8.5 0.33	40 1.57	95 3.74	43 1.69	13 0.51	20 0.79	M8-25	-	-
B 25	40 1.57	8.5 0.33	40 1.57	95 3.74	43 1.69	13 0.51	20 0.79	M8-25	63 2.48	78 3.07
B 30	40 1.57	8.5 0.33	40 1.57	95 3.74	43 1.69	13 0.51	20 0.79	M8-25	63 2.48	78 3.07
B 40	65 2.56	10.5 0.41	65 2.56	148 5.83	70 2.76	17 0.67	32.5 1.28	M10-50	-	-
B 42	65 2.56	10.5 0.41	65 2.56	148 5.83	70 2.76	17 0.67	32.5 1.28	M10-50	-	-
B 45	65 2.56	10.5 0.41	65 2.56	148 5.83	70 2.76	17 0.67	32.5 1.28	M10-50	78 3.07	92 3.62
B 48	65 2.56	10.5 0.41	65 2.56	148 5.83	70 2.76	17 0.67	32.5 1.28	M10-50	78 3.07	92 3.62
B 50	65 2.56	10.5 0.41	65 2.56	148 5.83	70 2.76	17 0.67	32.5 1.28	M10-50	78 3.07	92 3.62

**Specification**

- Body  
Aluminum
  - Powder coated
  - Black, RAL 9005, textured finish **● SW**
  - Plain, matte shot-blasted finish **○ BL**
- Socket cap screws DIN 912  
Stainless steel AISI 304
- Hex nuts DIN 985  
Stainless steel AISI 304  
Self-locking via polyamide ring
- [Stainless Steel Characteristics](#) → page QVX
- [RoHS compliant](#)

**Accessory**

- Adjustable levers GN 911 → page QVX

**Information**

The clamping bore of GN 274 swivel clamp connectors is mechanically machined and designed for GN 990 or DIN 2391, DIN 2395 and DIN 2462 construction tubes.

At the screw location **z**, the socket cap screw reduces the bore cross-section for clamping.

For clamping without tools, the socket cap screw can be replaced by a GN 911 adjustable lever listed in the table as accessory.

GN 274 swivel clamp connectors can be combined with GN 272, GN 276 or GN 278 swivel clamp connectors to swivel clamp connector joints.

see also...

- [Construction Tubes GN 990](#) → page QVX
- [Swivel Clamp Connector Joints GN 284 \(Combination of GN 274 with GN 276\)](#) → page QVX
- [Swivel Clamp Linear Actuator Connectors GN 274.1](#) → page QVX

**How to order**

**GN 274-B45-AV-2-BL**

<b>1</b>	Bore d <sub>1</sub>
<b>2</b>	Type
<b>3</b>	Identification no.
<b>4</b>	Finish